

NORTH-EX PUBLIC SCHOOL

WINTER'S HOLIDAY HOMEWORK PACKAGE



SESSION: 2022-23

CLASS: I

(31<sup>st</sup> December 2022 to 7<sup>th</sup> January 2023)

NAME : \_\_\_\_\_

CLASS AND SECTION: \_\_\_\_\_



Allocation of Marks		
ENG	-	14
HINDI	-	14
MATHS	-	14
EVS	-	14






# PICTURE COMPOSITION !


Write 5 lines on Elephant :-

A large rectangular box with horizontal lines for writing, intended for the student to write 5 lines about the elephant.





Join the dots to make a happy monkey. Colour it.



• Write any three lines on monkey.

- 1.
- 2.
- 3.



# • ANIMAL FUN !

**Look at this picture. It is a horse. Read how Prakash describes it.**

This is my horse, Bella.

She lives on our farm.

She is four years old.

She is white in colour.

She can run very fast.

She eats grass and hay.

I also give her sugar cubes to eat.

She is very gentle.

I sit on her back and she walks slowly.



**Do you have a pet? If you could have any animal or bird for a pet, what would you choose? Draw a picture of it in your notebook and answer these questions.**

1. Which animal/bird do you have as a pet?

My pet is \_\_\_\_\_

2. What is the name of your pet?

My pet's \_\_\_\_\_

3. How old is it?

My pet is \_\_\_\_\_

4. What colour is it?

It is \_\_\_\_\_

5. What can it do?

It can \_\_\_\_\_

6. What does it eat?

It eats \_\_\_\_\_

7. Is it naughty or gentle?

It is \_\_\_\_\_



## ENGLISH

⑥ Make a model according to your skill no using waste material.

1 to 7 Octopus / Starfish.

8 to 15 Penguin / Elephant.

16 to 24 Bee hive / Anthill.


25 to 32 Caterpillar / Snail.

33 onwards. Butterfly / Housefly.



# मेरी प्रिय अध्यापिका !

० रिक्त स्थान भरें ।



1. मैं ..... कक्षा में पढ़ता हूँ।
2. मेरी मैडम का नाम ..... है।
3. मेरी ..... बहुत अच्छी हैं।
4. वह हमें ..... से पढ़ाती हैं।
5. वह मुझे बहुत ..... लगती हैं।

( चार वाक्य स्वयं लिखें )

6. ....
7. ....
8. ....
9. ....



# चित्र-वर्णन

चित्र को देखकर नीचे लिखे वाक्य पूरे करें।



- क) गाय का रंग \_\_\_\_\_ है।  
ख) गाय के \_\_\_\_\_ पाँव होते हैं।  
ग) उसके \_\_\_\_\_ सींग होते हैं।  
घ) गाय \_\_\_\_\_ खाती है।  
ङ) गाय हमें \_\_\_\_\_ देती है।



# सर्दियों का मौसम आया

## जाड़े का मौसम!



० चित्र देखकर उस पर पाँच वाक्य लिखें।



हिन्दी

# हिन्दी

०. अपने अनुक्रमांक अनुसार पपेट बनाएँ। (कौई एक)

1 - 7

शेर / बाघ

8 - 15

तेढ़ुआ / भालू

16 - 24

कंगारू / जिराफ

25 - 32


हाथी / अँट

33 के आगे. हिरण / जेकरा



# Story Sums.

(b) Gaurav lives in a farm where there are 7 cows. Can you draw them to show how many legs of cows will be there?




Cows

Legs in one cow

Legs in all

(c) Kiran has three dogs in her house.



Dogs

Tails in 1 dog

Tails in all

Ears in 1 dog

Ears in all

Legs in 1 dog

Legs in all


- Can you find out how many tails would be there?
- Can you find out how many ears would be there?
- Can you find out how many legs would be there?



# NUMBERS.....

© Write Numbers from 1 to 100.

							8		10
		13				17			
				25					30
	32								
							48		
51									
						67			
		73							
81								89	
							98		



Circle the smallest number

54      78      65      (32)

90      81      67      57

27      34      45      19

10      7      89      63

Cross the biggest number

~~97~~      77      87      74

66      86      36      29

62      17      34      10

78      19      67      80



# COLOURS!

© FOLLOW THE INSTRUCTIONS  
AND COLOUR THE PICTURE...

Colour the second scoop  
blue.

Colour the first scoop green.

Colour the fourth scoop red.

Colour the third scoop  
yellow.


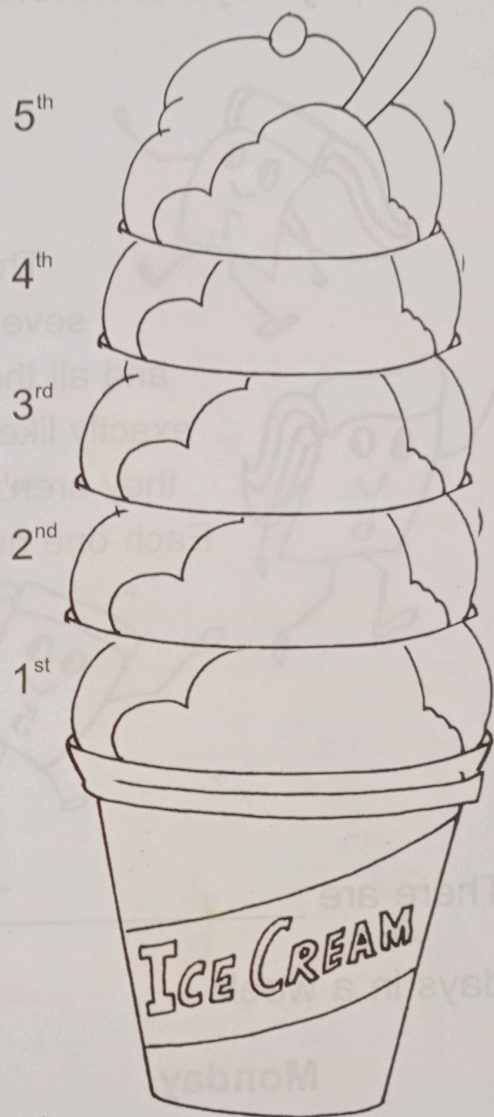
Colour the fifth scoop brown.

Colour the cones:

The first, fourth and seventh – red.

The second, tenth and ninth – green.

the third, fifth, sixth and eighth – brown.





# MATHEMATICS

Q Make a model according to your roll no.  
with using waste material.

Roll no. -

1 - 7

Clock using waste material.

8 - 15

Money Chart

16 - 24

Coins Chart

25 - 32

Reverse counting 100 - 1 (Chart).


33 - Onwards - Numbers Name (Chart).



# LET'S CHECK YOUR CREATIVITY!

⊙ follow the instructions to draw picture

1. Draw two trees on a hill.
2. Draw a big bird in one tree.
3. Draw a long tail on the big bird.
4. Draw a small lizard under the second tree.
5. Draw a black ant on the small lizard's nose.





# Brain Booster

Write the name of the month in the year:

fifth

third

eighth

sixth

fourth

seventh

tenth

second

first

twelfth

ninth

eleventh



**Read how Suniti is describing her house.**

I have a little house with a tall chimney.

The house has two small windows.

The front door is red in colour.


There is a garden in front of the house.

There are many flowers in the garden.

There is a wooden fence around the house.

The house has a sloping roof. It is red in colour too.

I love my house!



**Now write five sentences to describe your house.**

**My House**

---

---

---

---

---

---

---

**Draw your favourite house .**



## E.V.S

- Make a model according to your roll number with using waste material.

1 to 7	Ant / Lady Bird.
8 to 15	Pigeon / Owl.
16 to 24	Car / Bus.
25 to 32	Ship / Boat.
33 Onwards	Airplane / Rocket.